

My Catheter Passport





A guide to looking after a urinary catheter (for service users and healthcare workers)

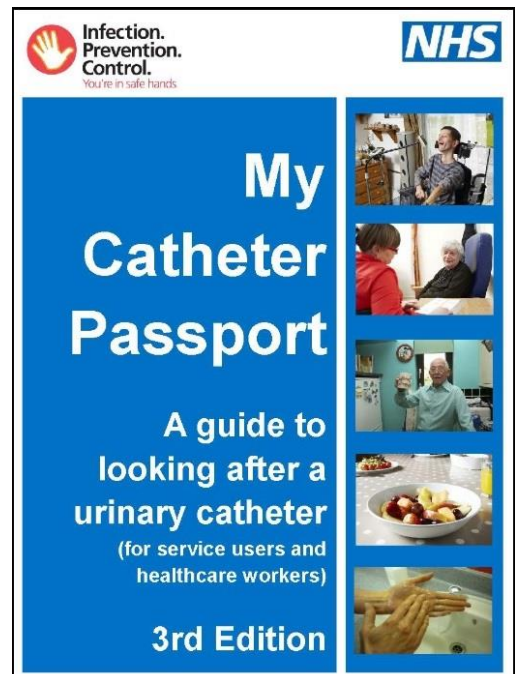
3rd Edition

Objective: To ensure catheterised service users receive the optimum standard of care by improving communication between hospital, community and the service user.

Overview: The Catheter Passport should be issued after insertion of a urinary catheter and should be taken to all GP or hospital appointments.

The 44 page A6 Passport has 3 sections which contain:

-  Advice and guidance for service users
-  Advice and guidance for healthcare workers on the management of urinary catheters
-  A section for completion by healthcare workers to record the service user's catheterisation history and MRSA positive results
-  The Catheter Passport also contains medical alert notices for MRSA to help with antibiotic prophylactic prescribing.



Community Infection Prevention and Control, Harrogate and District NHS Foundation Trust,
Gibraltar House, Thurston Road, Northallerton. DL6 2NA
Tel: 01423 557340 | Email: infectionprevention.control@nhs.net
www.infectionpreventioncontrol.co.uk